

L

LATEGAN'S

sementwerke • cement works

"Jou langtermyn betonvennoot"



"Standing the test of time"

T: 021 873 1154

F: 021 873 4910

sales@lategans.co.za

www.lategans.co.za

PRODUKTE / PRODUCTS




BLOCKS • BRICKS • PAVERS

BLOCKS • BRICKS • PAVERS




Example / Voorbeeld Code/Kode Description / Beskrywing Size / Grootte



BLOCKS & BRICKS			NOMINAL
1000	MB 190 - 3.5Mpa		390 x 190 x 190
1010	MB 140 - 3.5Mpa		390 x 140 x 190
1020	MB 90 - 3.5Mpa		390 x 90 x 190
1017	Eco 125 (New product)		390 x 125 x 190
WE CAN ALSO SUPPLY HALVES			




1030	Bricks - 7Mpa		222 x 106 x 73
1031	Dumpie - 7Mpa		190 x 90 x 90
1033	Hollow Maxi - 7Mpa		222 x 90 x 114



CABLE COVER BLOCKS		NOMINAL
2030	Cable cover blocks	450 x 75 x 220



BOND PAVERS & GRASS BLOCKS		NOMINAL
3000	Grey	200 x 100 x 50
3001	Tan	200 x 100 x 50
3002	Red	200 x 100 x 50
3003	Charcoal	200 x 100 x 50
3004	Dark Brown	200 x 100 x 50
3010	Interlock Paver 80mm	200 x 100 x 80



3020	Grass Blocks	310 x 310 x 95
3030	Terraforce L12	450 x 300 x 200

SLABS • PILLAR BLOCKS • CAPPINGS

SLABS • PILLAR BLOCKS • CAPPINGS

Example / Voorbeeld

Code/Kode

Description / Beskrywing

Size / Grootte



SCREEN BLOCKS & PILLAR BLOCKS

NOMINAL

4000

LM 5A

295 x 295 x 90

4001

LM 5B

295 x 295 x 90

4002

LM 8

295 x 295 x 90



4020

Niche - Wall of remembrance

320 x 320 x 250

4021

Niche - Wall of remembrance

480 x 320 x 250



4030

Pillar blocks - 140mm wall

290 x 290 x 190



PAVING SLABS

NOMINAL

5010

Smooth slab

450 x 450 x 50

5011

Exposed aggregate slab

450 x 450 x 50

5012

Coloured slab

450 x 450 x 50

5020


"Vastrap" slab

450 x 450 x 50

5040

Round slab

450 x 50



COPING

NOMINAL

5312

Coping 190

1000 x 260 x 160

5313

Coping 140

1000 x 200 x 130



PILLAR CAPPINGS

NOMINAL

5404

Pillar capping with ball

b = 360mm

5405

Pillar capping with ball

b = 430mm

5406

Pillar capping

b = 410mm

5407

Pillar capping

b = 510mm

5408

Pillar capping

b = 750mm

5410

Pillar capping

b = 330mm

5412

Pillar capping Lelienfontein

b = 540mm

5413

Pillar capping (New product)

b = 350mm

WATER CHANNELS & RELATED PRODUCTS

WATER CHANNELS & RELATED PRODUCTS

Example / Voorbeeld	Code/Kode	Description / Beskrywing	Size / Grootte
		WATER CHANNELS	NOMINAL
	5500	W1	1000 x 150 x 75
	5506	W110 (New product)	750 x 110 x 50
	5510	W2	1000 x 200 x 75
	5520	W3	914 x 300 x 64
	5531	W4	1000 x 300 x 125
	5540	W5	750 x 300 x 150
	5550	W6	750 x 450 x 225
	5555	Ditch Liner - Trapezoidal	1000 x 650 / 450 x 250
	5556	Embankment chute	1000 x 400 / 285 x 200 / 150
		GENERAL CONCRETE PRODUCTS	NOMINAL
	5602	Rose bedding ring	480 x 150
	5670	Umbrella stand with galvanised fitting	590mm with 40/50mm pipe 33kg

MANHOLE COVERS • AGRICULTURE • PLINTHS

MANHOLE COVERS • AGRICULTURE

Example / Voorbeeld	Code/Kode	Description / Beskrywing	Size / Grootte
	5700	Manhole cover	610 x 610
	5702	Manhole cover	1000 x 750 x 75
	5703	Manhole cover	1000 x 600 x 100
	5704	Manhole cover (Stellenbosch)	1250 x 650 x 75
	5705	Manhole cover (Ceres slab)	900 x 600 x 100
	5706	Manhole cover CK 5 inlet	1550 x 1030 x 200
	5710	Water meter box	
	5720	Anchor	600 x 600 x 100
	5721	Anchor	400 x 400 x 100
	5724	Anchor	400 x 400 x 75
	5730	Gully Frame	700 x 530 x 560
	5731	Gully Grid	580 x 400
	5732	Straight Inlet Grid (New product)	480 x 275 x 65
	5733	Radius Inlet Grid (New product)	535 x 275 x 65
	5741	Pig grid - Single (Std)	1000 x 105 x 130
	5742	Pig grid - Double (Std)	1210 x 200 x 80
	5743	Pig grid - Single	1200 x 105 x 130
	5752	Pig grid - 450	1200 x 450 x 80
	5750	Voertrog	1200 x 445 x 150

MANHOLE COVERS • AGRICULTURE • PLINTHS

MANHOLE COVERS • AGRICULTURE

Example / Voorbeeld

Code/Kode

Description / Beskrywing

Size / Grootte



5760

Eskom : Type A plinth

3000 x 900 x 300

5761

Eskom : Type B plinth

3200 x 1300 x 300

5762

Eskom : 3 Way plinth

1500 x 1200 x 300

5763

Eskom : 4 Way plinth

1850 x 1200 x 300

5764

N.E.I. : 160 / 630 kVA plinth

3000 x 1300 x 300

5765

N.E.I. : 800 kVA plinth

3435 x 1300 x 300

5766


C.C.C (Econo-sub) plinth

2355 x 1610 x 300

AGRICULTURE • LINTOLS

AGRICULTURE • LINTOLS



Example / Voorbeeld	Code/Kode	Description / Beskrywing	Size / Grootte
	5780	Gully	450 x 450 x 190
	5781	Cement Vents	230 x 135 x 40
	5782	Culvert	600 x 450 x 400
	5783	Water pipe	914 x 300
	5784	Irrigation slab	410mm
	5785	Parapet coping	600 x 350 / 280 x 50/70
	5786	Bollards	1200 Std, 230mm
	5787	Mini Jersey Barriers	2400 x 450 x 500
	5792	Channel Cover Slab (New product)	920 x 250 x 50
	5793	Channel Cover Slab (New product)	650 x 250 x 50
		LINTOLS	NOMINAL
	9000	Lintols	110 x 75
	9020	Lintols	150 x 75
	9040	Lintols	90 x 90
	9060	Lintols	135 x 90

READY MIX READY MIX

Example / Voorbeeld

Description / Beskrywing



10 Mpa OPC 19mm
15 Mpa OPC 19mm
20 Mpa OPC 19mm
25 Mpa OPC 19mm
30 Mpa OPC 19mm
35 Mpa OPC 19mm
40 Mpa OPC 19mm



10 Mpa OPC 25mm
15 Mpa OPC 25mm
20 Mpa OPC 25mm
25 Mpa OPC 25mm
30 Mpa OPC 25mm
35 Mpa OPC 25mm
40 Mpa OPC 25mm



Kerbmix - 15 Mpa OPC 9mm
Other mix designs also available to specification

KERBSTONES

KERBSTONES

Example / Voorbeeld

Code/Kode

Description / Beskrywing

Size / Grootte



ROAD WORKS

NOMINAL

5800

BK 1

1000 x 250 x 125

5801

BK 1 (S)

330 x 250 x 125

5810

BK 2

1000 x 250 x 150

5811

BK 2 (S)

330 x 250 x 150

5820

BK 4

1000 x 300 x 150

5821

BK 4 (S)

330 x 300 x 150



5802

BK 1 Inlet

1000 x 250 x 125

5812

BK 2 Inlet

1000 x 250 x 150

5822

BK 4 Inlet

1000 x 300 x 150



5803

BK 1 Name Kerb

1000 x 250 x 125

5814

BK 2 Name Kerb

1000 x 250 x 150



5830

C1

1000 x 300 x 90

5831

C1 (S)

330 x 300 x 90

5850

C3

1000 x 250 x 125

5860

C4

1000 x 170 x 90/110

5861

C4 (S)

330 x 170 x 90/110



5870

CK 5 (In-fall)

1000 x 365 x 180

5872

CK 5 (S)

330 x 365 x 180

5880

CK 6 (Out-fall)

1000 x 365 x 200

5881

CK 6 (S)

330 x 365 x 200

KERBSTONES

KERBSTONES

Example / Voorbeeld	Code/Kodes	Description / Beskrywing	Size / Grootte
	5873	CK 5 Inlet	
	5890	MK 1	1000 x 150 x 250
	5900	MK 2	1000 x 180 x 280
	5901	MK 2 (S)	330 x 180 x 280
	5910	MK 4	1000 x 300 x 50/150
	5920	MK 5	750 x 265 x 115/255
	5921	MK 5 (S)	375x 265 x 115/255
	5930	MK 7	1000 x 300 x 70/170
	5931	MK 7 (S)	330x 300 x 70/170
	5950	MK 10 - 1m	1000 x 170 x 180
	5952	MK 10 (S)	330 x 170 x 180
	5960	E1	1000 x 150 x 75
	5961	E1 (S)	330 x 150 x 75
	5970	E3	1000 x 250 x 100
	5980	Track Edging	1000 x 220 x 75/55 mm
	5990/1	Transition L & R BK1 - MK10 (CK5)	
	5992/3	Transition L & R BK2 - MK10 (CK5)	
	5994/5	Transition L & R BK2/C1 - CK5	
	5996/7	Transition L & R BK2 - MK7	